

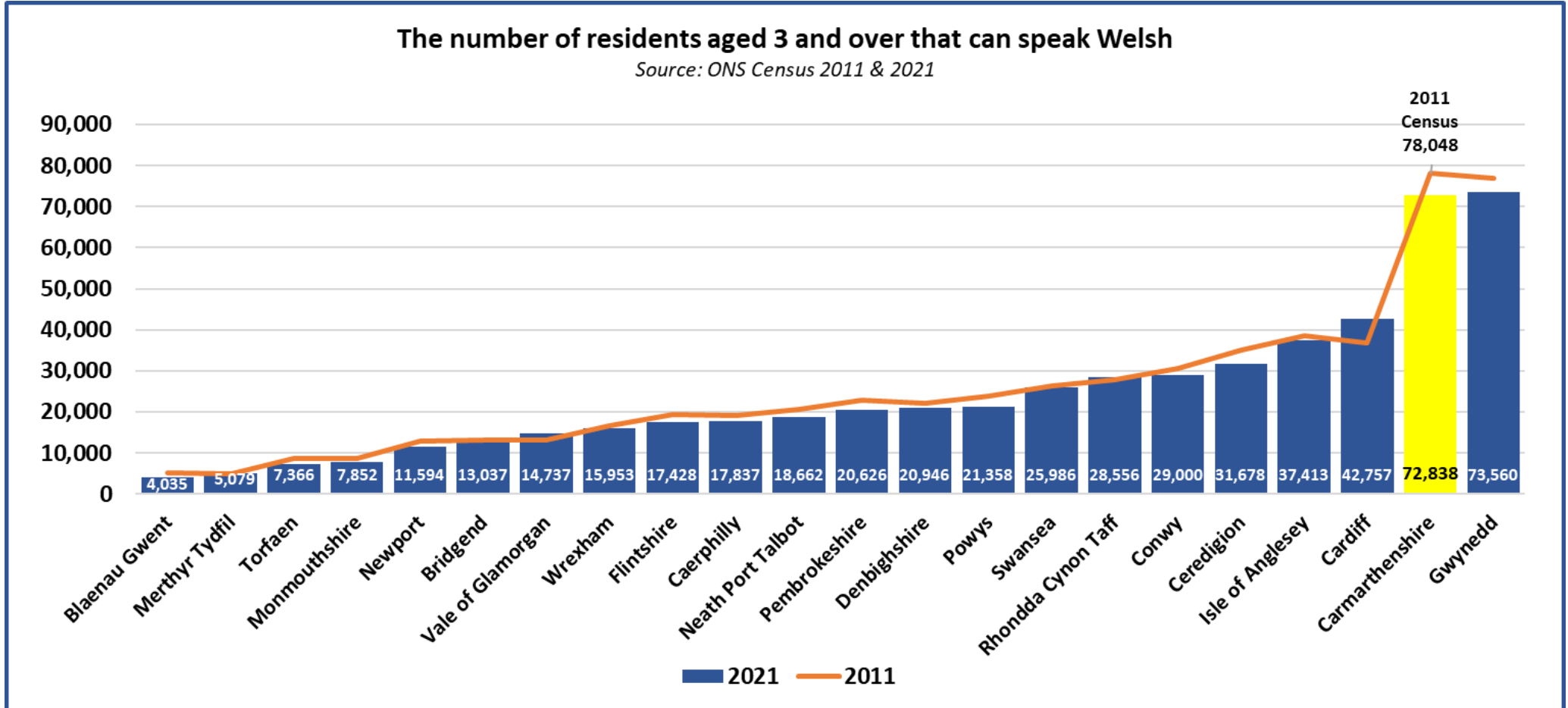
## 2021 Census Data for Carmarthenshire – Welsh Language Skills – How we compare

The Office for National Statistics has used a new statistical disclosure control methodology for Census 2021. As a result, figures created by summing lower-level geographies will not match figures released for higher geographies. The Office for National Statistics does not recommend the aggregation of lower-level geographies to create higher geographies.

In 2011, Carmarthenshire had the highest number of Welsh speakers with 78,048 in 2011, this has now decreased by 5,210 to 72,838 and the 2<sup>nd</sup> highest number in Wales.

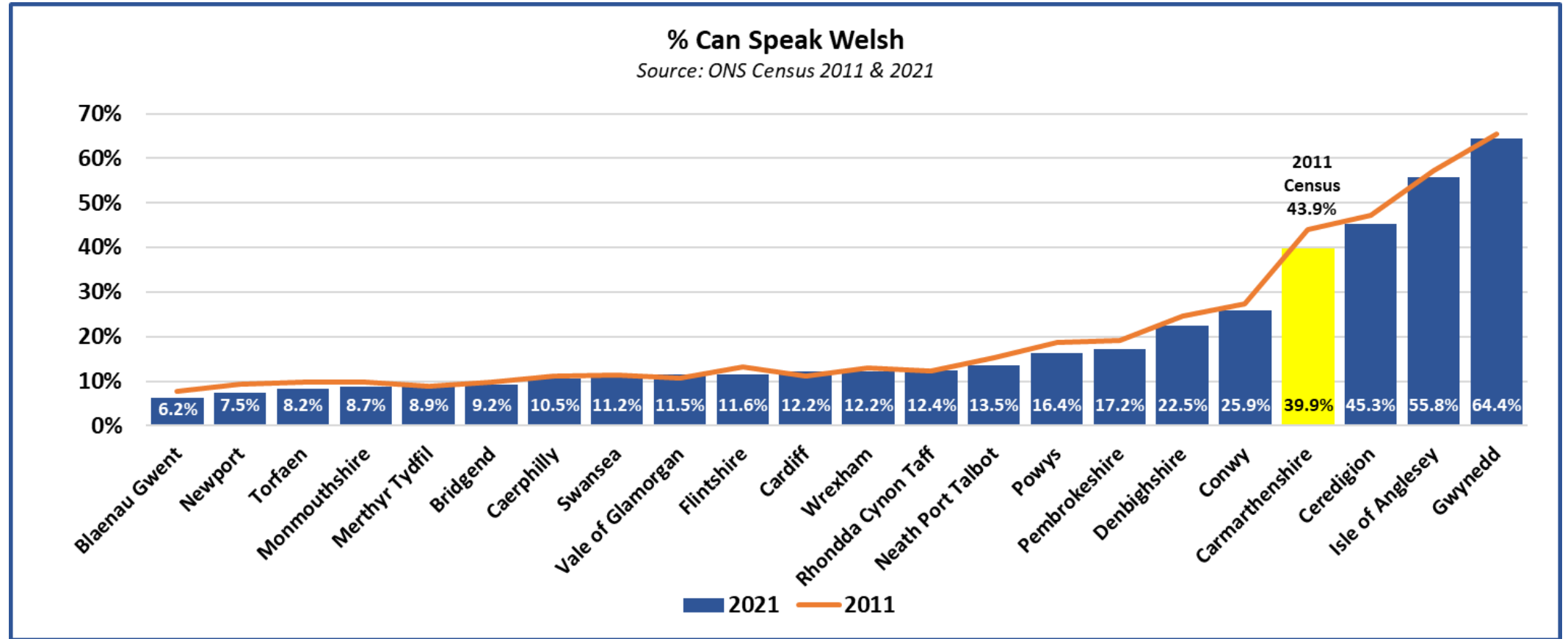
### The number of residents aged 3 and over that can speak Welsh

Source: ONS Census 2011 & 2021



## 2021 Census Data for Carmarthenshire – Welsh Language Skills – How we compare

Carmarthenshire continues to have the fourth highest % of Welsh speakers in Wales despite a 4 percentage point decrease from 43.9% (2011) to 39.9% according to the 2021 Census, this is the largest percentage point decrease of all local authorities in Wales.

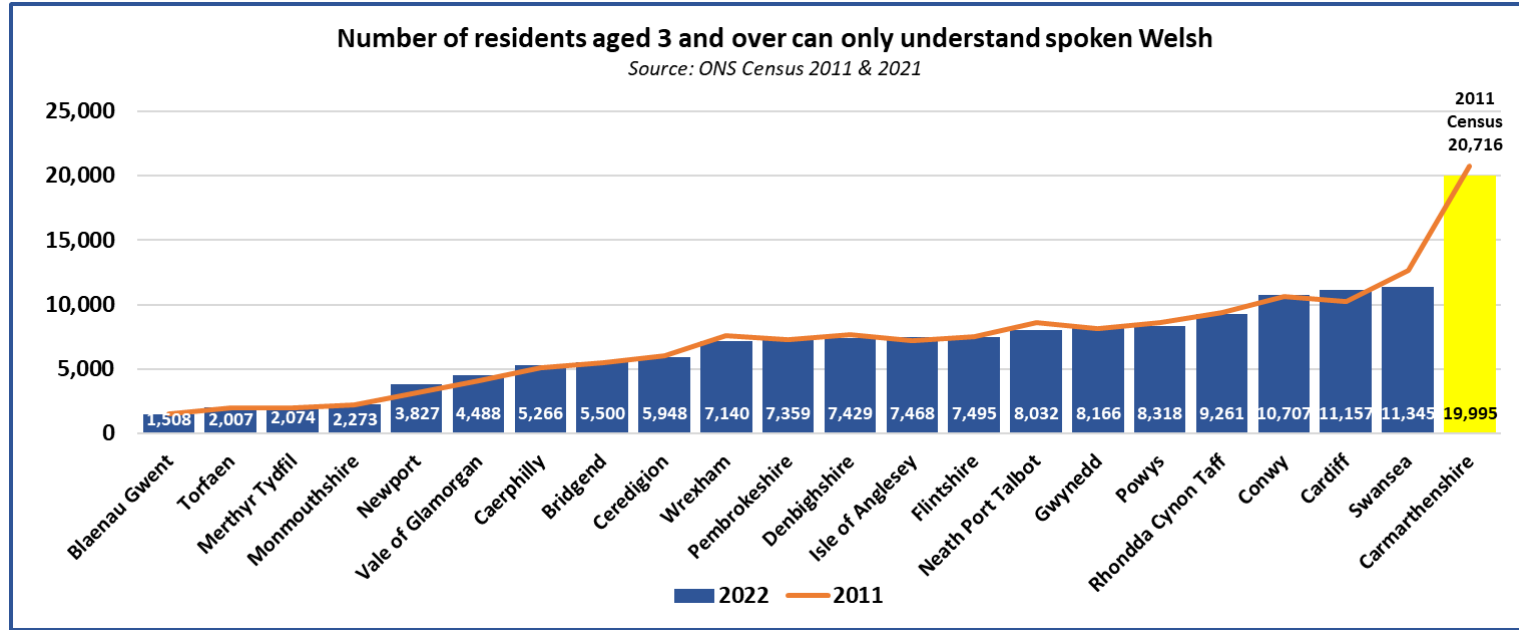
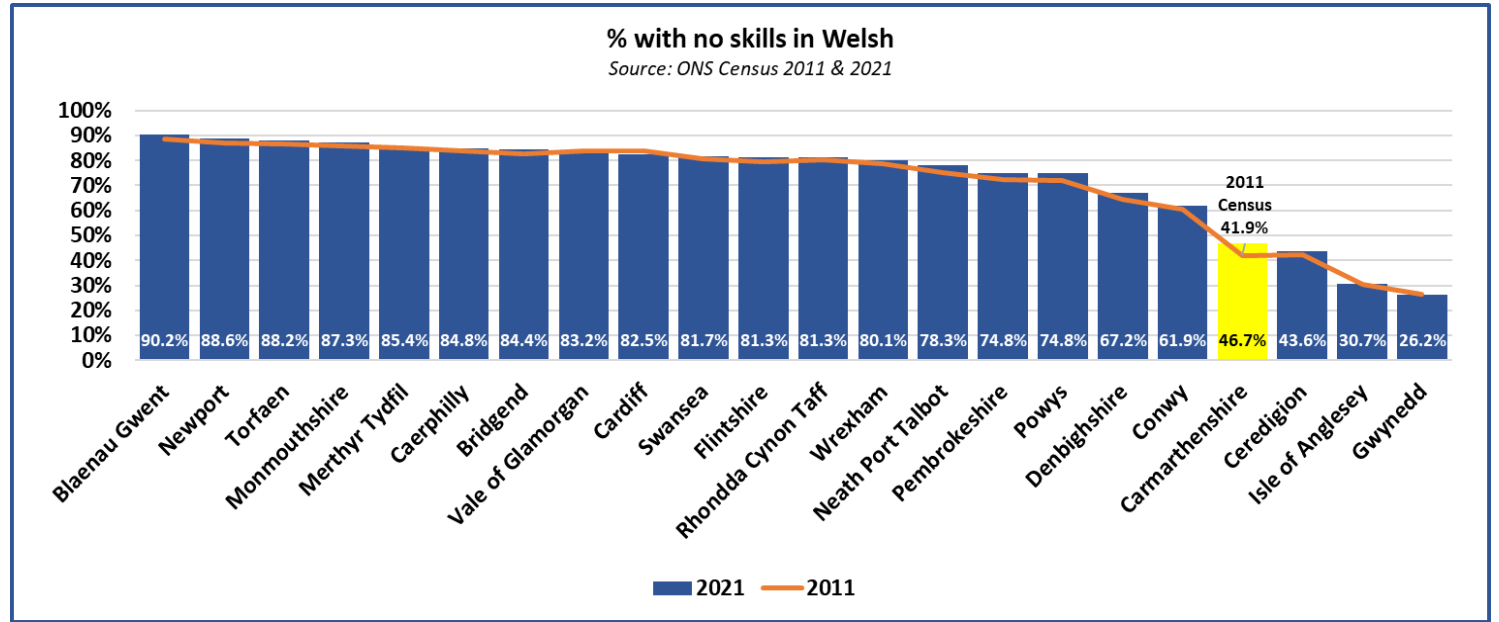


Source: 2021 Census Key Statistics, Office for National Statistics ©Crown Copyright 2022  
Produced by the Corporate Data Insight Team, Carmarthenshire County Council

These statistics may be used under the terms of the [Open Government Licence](#).  
Email: [Data@carmarthenshire.gov.uk](mailto:Data@carmarthenshire.gov.uk)

# 2021 Census Data for Carmarthenshire – Welsh Language Skills – How we compare

The % of residents aged 3 and over with no skills in Welsh in Carmarthenshire has increased from 41.9% (74,355) in 2011 to 46.7% (85,287) in 2021.



Almost 40% (20,000) of Carmarthenshire’s residents understand spoken Welsh, this is the highest number in Wales although this has reduced slightly from the previous census.

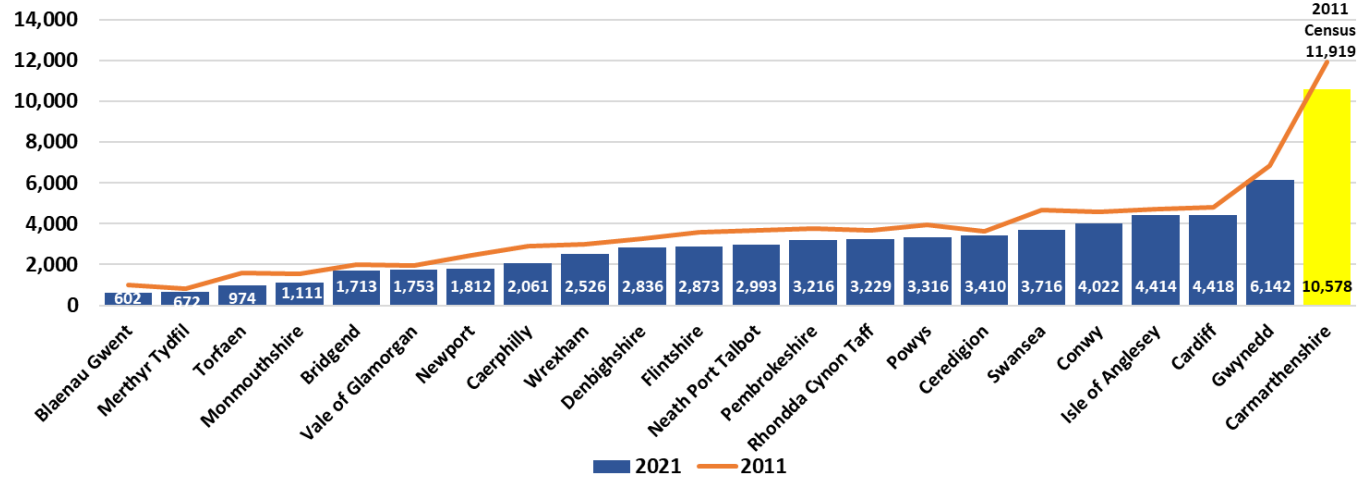
Source: 2021 Census Key Statistics, Office for National Statistics ©Crown Copyright 2022  
Produced by the Corporate Data Insight Team, Carmarthenshire County Council

These statistics may be used under the terms of the [Open Government Licence](https://www.ons.gov.uk/about-us/open-government-licence).  
Email: [Data@carmarthenshire.gov.uk](mailto:Data@carmarthenshire.gov.uk)

# 2021 Census Data for Carmarthenshire – Welsh Language Skills – How we compare

Number of residents aged 3 and over than can speak but cannot read or write Welsh

Source: ONS Census 2011 & 2021

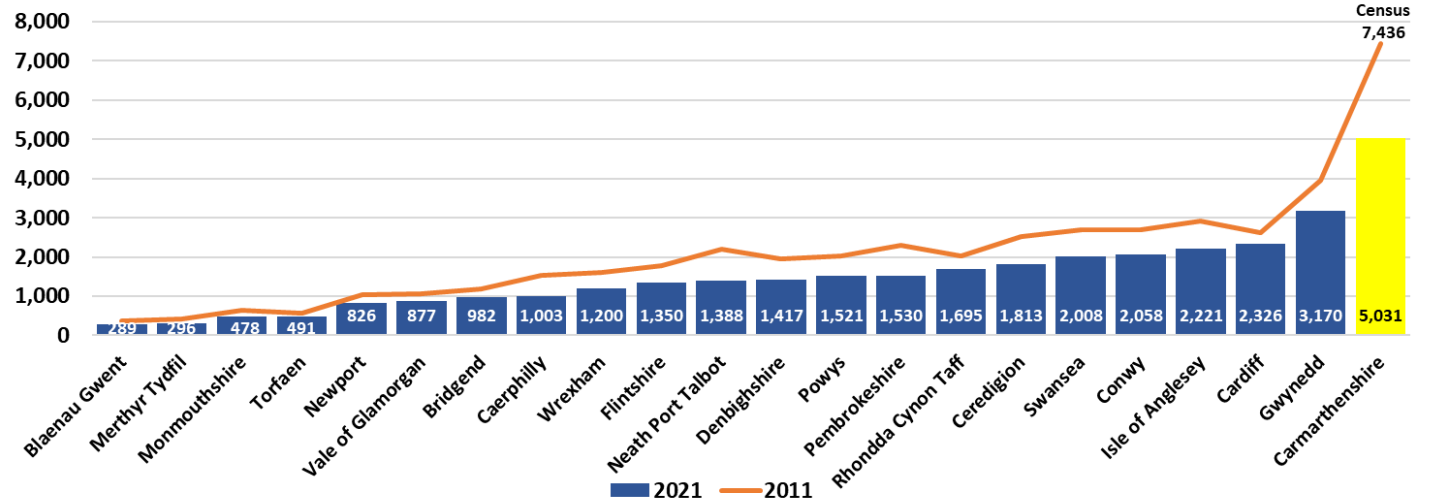


We continue to have the highest number of residents that can speak but cannot read or write Welsh with 10,578, this equates to 5.8% of the 3 and over population of Carmarthenshire, the 2<sup>nd</sup> highest % position. This continues to be high compared to other Authorities.

The number of residents that can speak and read but cannot write Welsh has decreased by 2,405 to just over 5,000 in 2021, despite being the highest number in Wales this equates to 2.8% down from 4.2% previously and the largest percentage point decrease of all local authorities.

Number of residents aged 3 and over than can speak and read but cannot write Welsh

Source: ONS Census 2011 & 2021



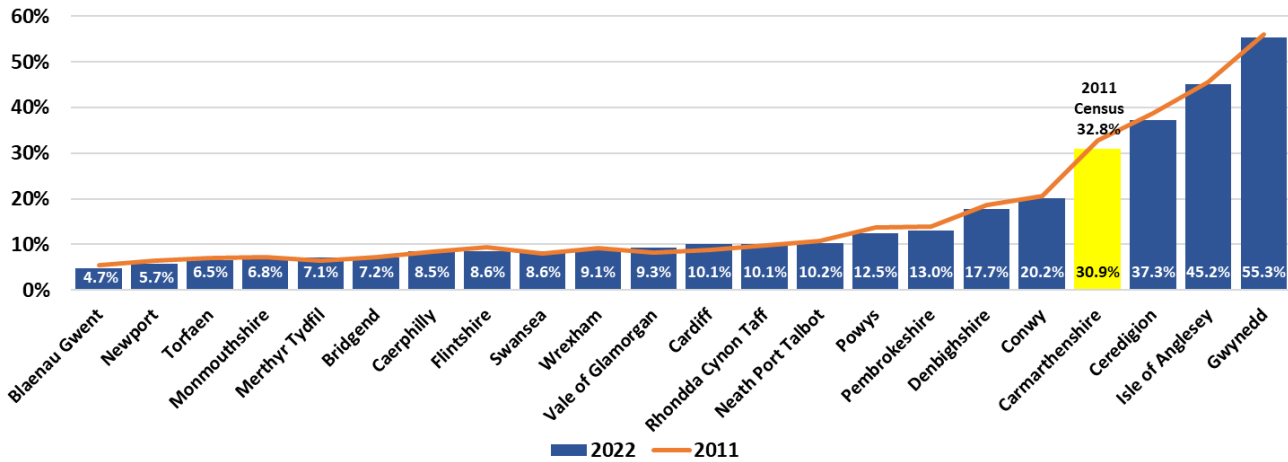
Source: 2021 Census Key Statistics, Office for National Statistics ©Crown Copyright 2022  
Produced by the Corporate Data Insight Team, Carmarthenshire County Council

These statistics may be used under the terms of the [Open Government Licence](https://www.ons.gov.uk/about-us/open-government-licence).  
Email: [Data@carmarthenshire.gov.uk](mailto:Data@carmarthenshire.gov.uk)

# 2021 Census Data for Carmarthenshire – Welsh Language Skills – How we compare

**% Can speak, read and write Welsh**

Source: ONS Census 2011 & 2021

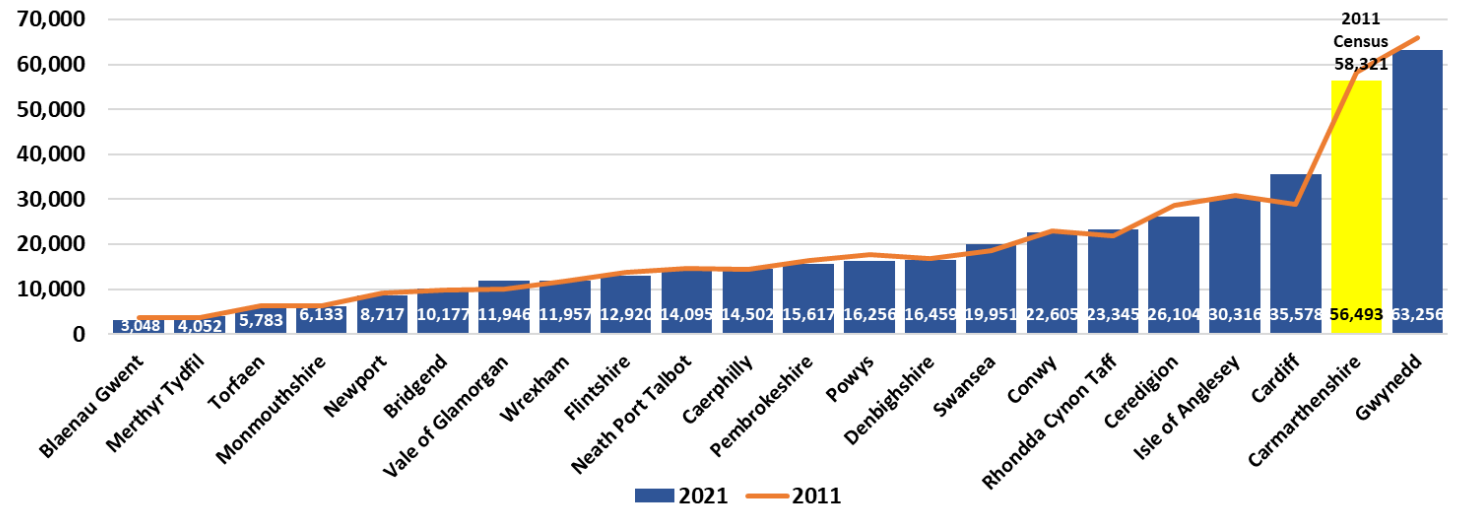


The % that can speak, read and write Welsh in Carmarthenshire has reduced from 32.8% to 30.9%. This is the largest percentage point decrease of all local authorities, but we remain the 4<sup>th</sup> highest % in Wales.

Carmarthenshire continues to have the 2<sup>nd</sup> highest number that can speak, read and write Welsh despite a reduction of just under 2,000, from 58,321 to 56,493.

**Number of residents aged 3 and over than can speak, read and write Welsh**

Source: ONS Census 2011 & 2021



Source: 2021 Census Key Statistics, Office for National Statistics ©Crown Copyright 2022  
Produced by the Corporate Data Insight Team, Carmarthenshire County Council

These statistics may be used under the terms of the [Open Government Licence](#).  
Email: [Data@carmarthenshire.gov.uk](mailto:Data@carmarthenshire.gov.uk)