

# BIODIVERSITY NET BENEFIT: HOUSEHOLDERS

## Who is this guidance note for?

This guidance note is primarily for planning applicants with applications in the Monmouthshire County Council planning area that fall into the *Householder* category which can include proposals such as extensions. It may also be useful for other minor planning applications such as conversions.

## Why do we need this guidance note?

Wales' wildlife continues to decline according to the State of Nature 2019 report<sup>1</sup>, with the latest findings showing that one in six species in Wales are at risk of extinction. These include iconic species like red squirrels and water voles, which were once widespread in Wales and are now restricted to only a few sites.

Locally, the Greater Gwent State of Nature Report<sup>2</sup> revealed that bitterns are back on the Gwent Levels, and our colonies of greater horseshoe bats are thriving, but our salmon are struggling, we are losing lapwings, and our adders are almost gone.

Wales' natural resources are under pressure and face challenges such as pollution, climate change and damage to the ecosystems that provide us with the things we need, like food, fresh water and clean air. These impacts on our natural resources are the result of the choices we make every day. They present a risk to the resilience of our ecosystems, which will impact on people's well-being both now and in the future<sup>3</sup>.

## The Policy and Legislation

Planning policy in Wales makes a clear requirement for developments to provide enhancements for biodiversity.

Planning Policy Wales (PPW) 11<sup>4</sup> sets out that "planning authorities must seek to maintain and enhance biodiversity in the exercise of their functions. This means that development should not cause any significant loss of habitats or populations of species, locally or nationally and must provide a net benefit for biodiversity". This policy and subsequent policies in Chapter 6 of PPW 11 respond to the Section 6 Duty of the Environment (Wales) Act 2016.

The 'Dear CPO' letter from Welsh Government dated 23/10/2019<sup>5</sup> makes it clear that where biodiversity enhancement is not proposed as part of an application, significant weight will be given to its absence, and unless other significant material considerations indicate otherwise, it will be necessary to refuse permission.

## So what can I do to provide Biodiversity Net Benefit?

Creating and enhancing semi-natural habitats as described in the table on the next page improves connectivity for a variety of species such as bats, birds, hedgehogs, amphibians, reptiles, and invertebrates and can result in biodiversity net benefit.

Artificial habitat provision can also be considered where appropriate, you could consider providing boxes for use by bats, birds, hedgehogs (including providing hedgehog gaps) or pollinators such as bees and other insects.

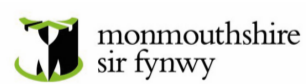
Where the development proposals do not offer appropriate locations to consider integrated nest or roost provision, then boxes mounted to trees or walls could be considered. We advise that woodcrete type nest/roost boxes are used, as these are made from long lasting, durable materials and are more likely to last throughout the lifespan of the building in comparison to wooden boxes.

If you consider this option, then it is important to site boxes in appropriate areas and position them so as best to appeal to that species.

## Considering biodiversity in your design

Where there is reasonable likelihood that your planning proposal will adversely affect important biodiversity, the planning authority will require information about the species/habitats and the extent that they may be affected by the proposed development before granting planning permission. The type of assessment needed will vary.

Even if your planning proposal is unlikely to adversely affect existing biodiversity, as a local authority we still have a duty to be pro-active in promoting biodiversity enhancements. One of the ways we can improve ecological connectivity and deliver biodiversity net gain is by ensuring all householder planning applications include consideration for biodiversity enhancements.



<sup>1</sup> State of Nature Wales 2019 | WWF

<sup>2</sup> Blaenau Gwent CBC: Resilient Greater Gwent (blaenau-gwent.gov.uk)

<sup>3</sup> Natural Resources Wales / State of Natural Resources Report (SoNaRR) for Wales 2020

<sup>4</sup> Planning Policy Wales - Edition 11 (gov.wales)

<sup>5</sup> Securing-biodiversity-enhancements.pdf (gov.wales)

# BIODIVERSITY NET BENEFIT: HOUSEHOLDERS

## Bat boxes

Bat Boxes can provide roosting opportunities for bats where access to tree roosts and suitable buildings is limited.

Locate boxes:

- Where bats are known to feed and navigate (close to hedges and tree lines);
- Ideally at least 4m above the ground (where safe installation is possible);
- Away from artificial light sources (to protect them from predation); and
- Sheltered from strong winds and exposed to the sun for part of the day (usually south, south-east or south-west).

Bats need time to find and explore new homes, and it may be several months or even years before boxes have residents – be patient! Once bats find a place they want to live they can return over and over again.

**Please note, as bats are vulnerable to disturbance and fully protected under UK law, boxes must only be opened by a licensed bat worker.**

Useful link - [Putting up your box - Bat Boxes - Bat Conservation Trust \(bats.org.uk\)](#)



## Bird boxes

Bird boxes are an easy and effective way of providing habitat for a variety of bird species.

- Nest boxes for tits, sparrows or starlings should be fixed two to four metres up a tree or a wall.
- Unless there are trees or buildings which shade the box during the day, face the box between north and east, thus avoiding strong sunlight and the wettest winds.
- Make sure that the birds have a clear flight path to the nest without any clutter directly in front of the entrance. Tilt the box forward slightly so that any driving rain will hit the roof and bounce clear.

Swift nest bricks and swallow and house martin nest cups can be fitted under the eaves of a building to provide shelter for these species. A swift nest brick could be integrated into the walls of your house and must be at least 5m above ground.

Useful link - [Where To Put A Bird Box | Nestboxes - The RSPB](#)

[Nest cups - House Martin Conservation UK & Ireland](#)



## Bat access points

Creating bat access gaps when carrying out work is one of the simplest ways to protect existing bat roosts in the long-term. This is often a requirement for carrying out work within the strict legislation that protects bats and you should always get personalised advice for your project from a specialist before going ahead.

An easy way to create access under a roof tile is to raise the tile slightly with a timber batten or small piece of tile.

Roof access points for bats should avoid breathable roofing membranes, the long fibres in these materials can be pulled out by roosting bats and cause an entanglement threat to the bats. Bituminous roofing felt is recommended for use instead, as it is dark-coloured, with a rough surface that bats can grip onto and will help maintain a suitable and safe environment for bats within the roof void/structure


Useful link - [Creating access for bats - Things to consider when planning works - Bat Conservation Trust](#)



## Hedgehog access

Hedgehogs can travel around one mile each night in search of food and shelter. A hedgehog highway is a series of holes in fences and walls that allow hedgehogs to pass freely between gardens, parks and allotments. Hedgehog highways allow hogs to move around without having to use human roads and risk being hurt or killed by cars.

Useful link - [How to create a hedgehog hole | The Wildlife Trusts](#)

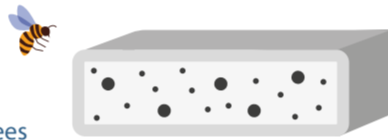


## Bee bricks

Bee bricks provide homes for cavity nesting species of bees such as red mason bees and leafcutter bees. These bees rarely sting and are often solitary.

A bee brick could be in the form of integral provision within the fabric of the development, an integrated box is a self-contained box capable of being integrated into the structure of a wall/building.

Useful link - [Concrete Bee Brick \(wildcare.co.uk\)](#)



# BIODIVERSITY NET BENEFIT: HOUSEHOLDERS

## Wildflower & pollinator planting

As well as providing shelter and access to your garden for wildlife, using the right plants can provide benefits for biodiversity too.

Plant native shrubs for their flowers and berries – these will attract butterflies, moths, bees, and birds. Evergreen shrubs provide winter foliage and shelter during colder months.

Encourage bats into your garden by planting flowers that attract insects, for example, night-scented stock, evening primrose and lavender. One bat can consume up to 3000 midges a night!

For smaller gardens, planting climbers such as honeysuckle, clematis, sweetpeas and roses provide resources for pollinators without the need for large spaces.

Useful links - [Nature Isn't Neat - Monmouthshire](#)

[Lists of Ornamental garden plants perfect for pollinators. - Monmouthshire](#)



## Hedgerow planting


Planting a new hedgerow containing native shrub and small tree species provides a valuable food and shelter resource for a variety of species including birds, insects and small mammals.

Useful link - [NE HEDGEROW PLANTING \(5639\) \(hedg-link.org.uk\)](#)



## Pond creation

A shallow freshwater pond creates habitat for a wide variety of species including insects, amphibians and plants; as well as providing an important water resource for birds and mammals



Useful links - [How to build a pond | The Wildlife Trusts](#)

[Creating-Garden-Ponds-for-Wildlife.pdf \(freshwaterhabitats.org.uk\)](#)

## Bug hotels

Insects and other minibeasts need safe spaces to shelter, hide from predators and raise their young. You can help them by building a bug hotel in your garden or outside area


Useful link - [How to Build a Bug Hotel - Woodland Trust](#)



## Refugia creation

Use old, dead, logs to create an inviting home and feeding ground for insects, toads, newts and bees. All the rotting wood, flaking bark and maze of little gaps between the logs is heaven for a wide range of wildlife.

Useful link - [Create a log pile for wildlife | The RSPB](#)



## Tree planting

Trees can provide food, shelter and nesting sites for a whole range of animals- from insects that make their home inside the tree, to the woodpeckers that hammer their way inside to eat them.

If you have the space, you might decide to manage trees in a small group, otherwise you may choose to stick with a single tree in a border, hedge or lawn.

Coniferous and deciduous trees can bring different features to your garden and if it's possible having both can be a great benefit. Coniferous trees will give foliage and greenery all year round, whilst deciduous ones will give a huge variety of leaf shape and colours and well as a seasonal bounty of fruits and seeds.

Plant trees around 2-3 m apart (6-9 ft). Avoid planting within 4m (12 ft) of houses.

Useful link - [Planting Garden Trees - The RSPB](#)



## Reduce mowing

Reducing mowing to just once or twice a year provides more flowers for pollinators, allows plants to set seed and creates better habitats for other animals.

Useful link - [Nature Isn't Neat - Monmouthshire](#)

