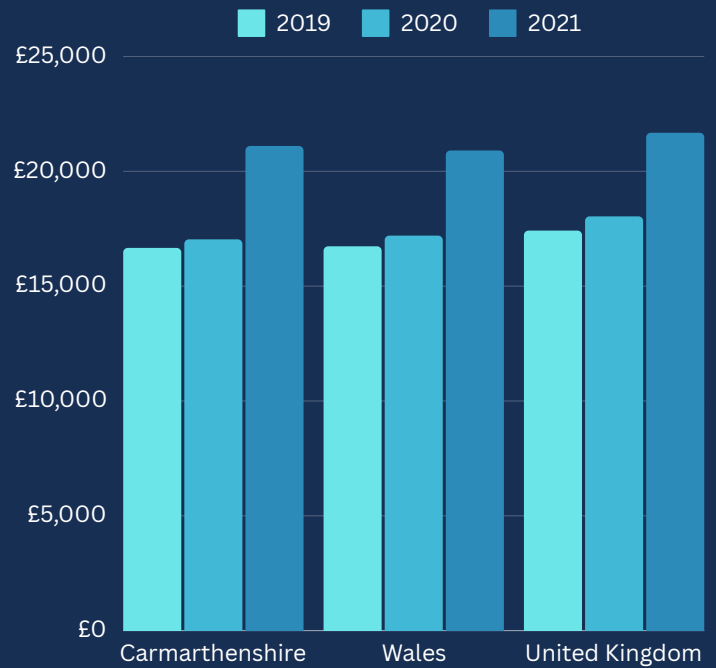


Economic Profile for Carmarthenshire

Gross Disposable Household Income (GDHI)

In 2021 Carmarthenshire was over 3.5% below the Wales rate and over 24% below the UK rate.


Carmarthenshire	£17,419
Wales	£18,038
United Kingdom	£21,679



Source: Stats Wales 2019-2021

Primary Income per head

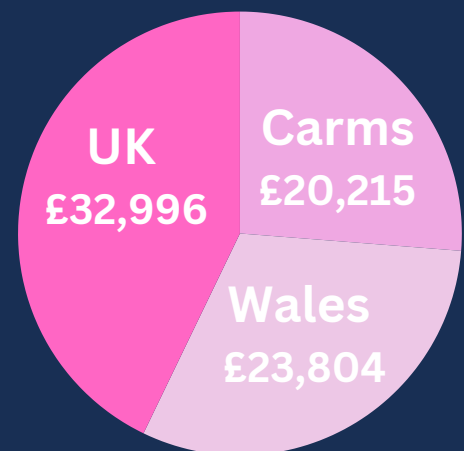
Source: Stats Wales 2021



£18,090

Compared to **£19,259** for Wales and **£23,351** for UK.

Gross Value Added (GVA) per head



Source: Stats Wales 2022

Employment Rate




The rates below are for the twelve months between January 2023 to December 2023.

Carmarthenshire	73.8%
Wales	74.1%
United Kingdom	75.7%

Source: Annual Population Survey

Gross weekly pay for full-time workers

Source: ONS Annual Survey of hours and earnings Residents Survey 2022



The gross weekly pay for full-time workers in Carmarthenshire is 3.3% higher than Wales but 2.6% lower than the UK and 2.7% lower than GB.

Carmarthenshire	£678.60
Wales	£636.10
United Kingdom	£681.70
Great Britain	£682.60

Source: ONS Annual Survey of hours and earnings Residents Survey 2023

Poverty Rate

The poverty rate shows the proportion of the population living on low incomes.

Carmarthenshire has been consistently higher than the Wales and UK rate for the last four years.



Carmarthenshire	34.6%
Wales	33.5%
United Kingdom	28.1%

Source: CACI Paycheck 2023